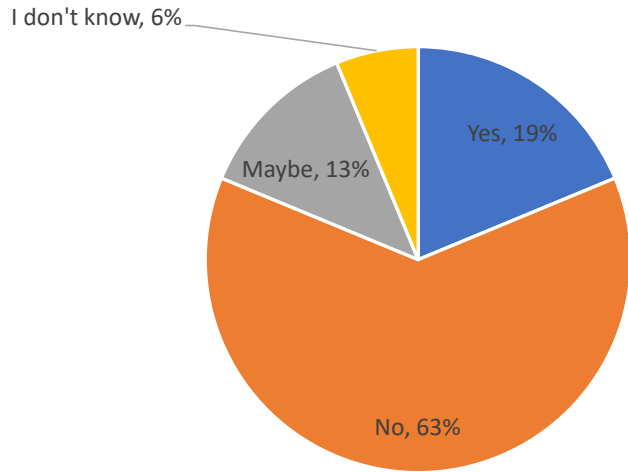
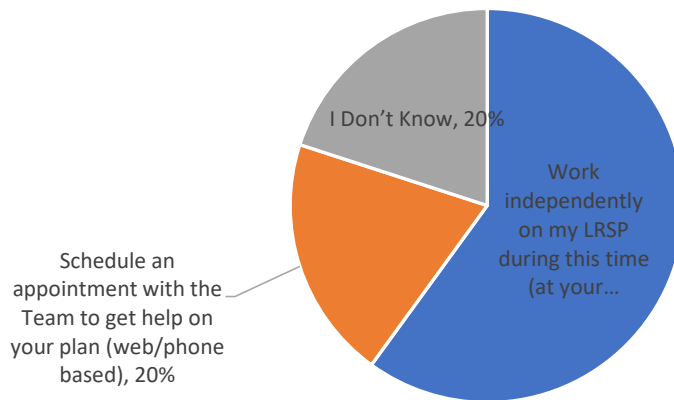


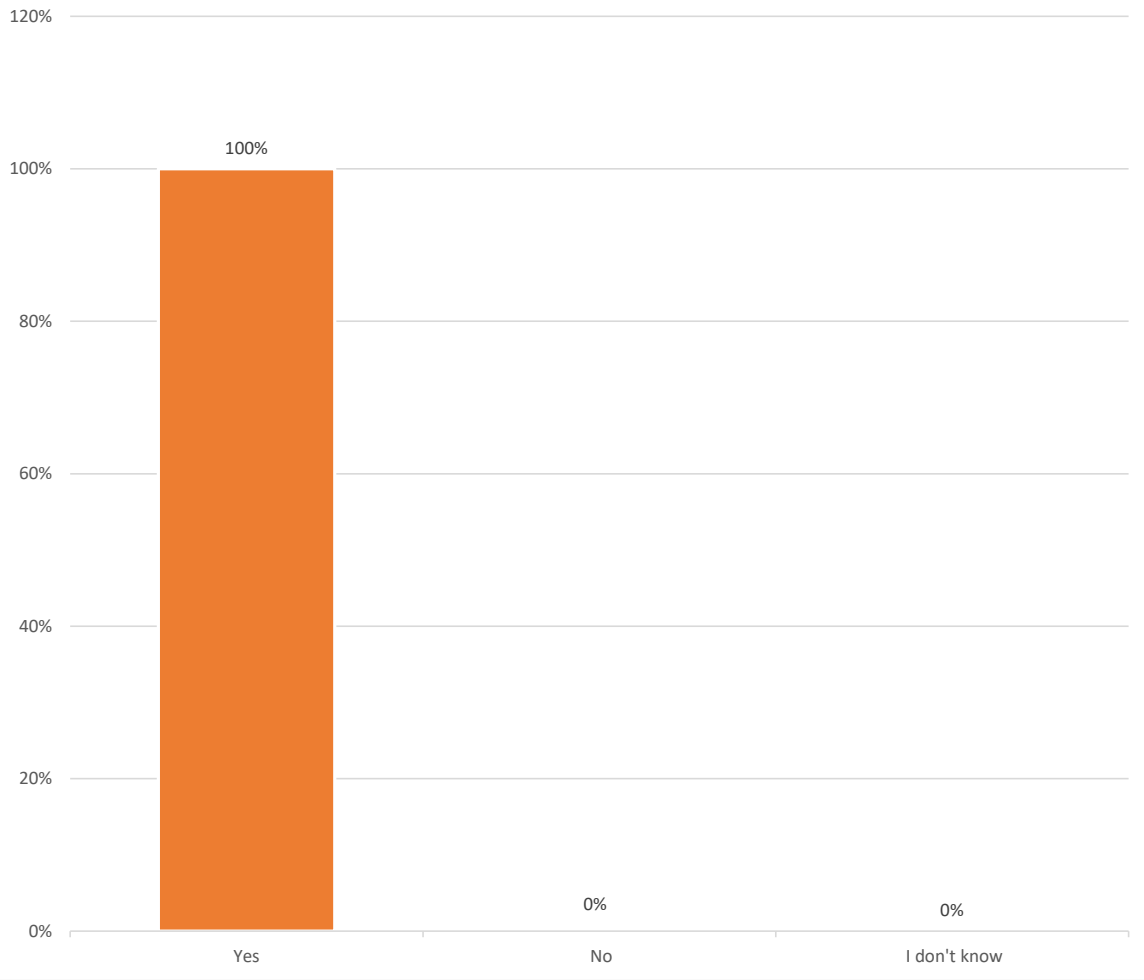
**Are you planning on attending NACE Annual Meeting in Wichita, KS**



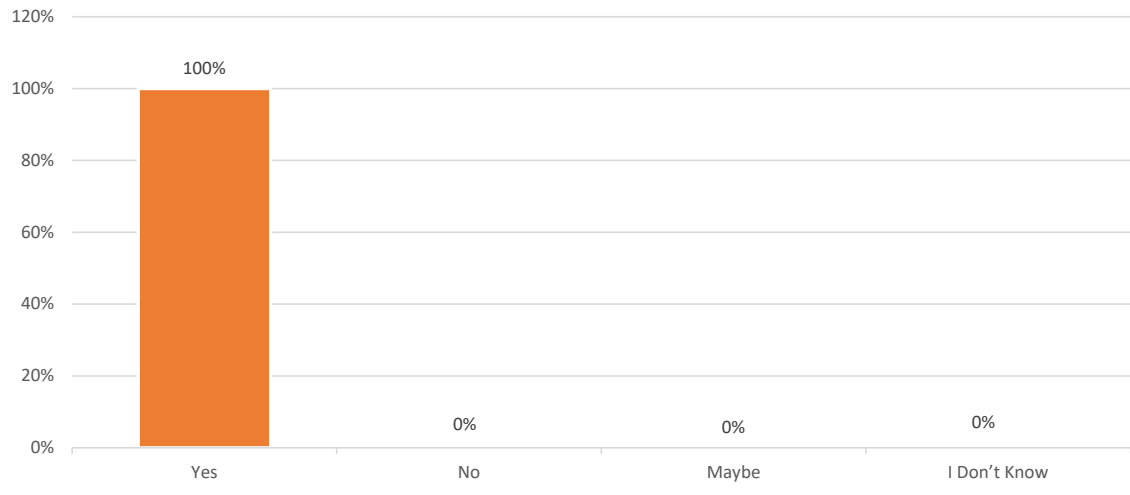
**If you are not attending in person, which option would you like to participate on April 17th from 3 to 5 p.m.**



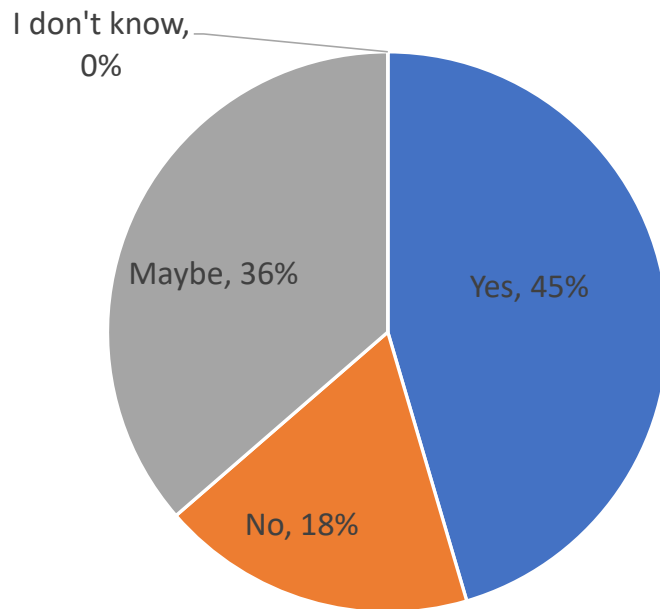
### Georgia Counties Only - Do you have Access to Gears?



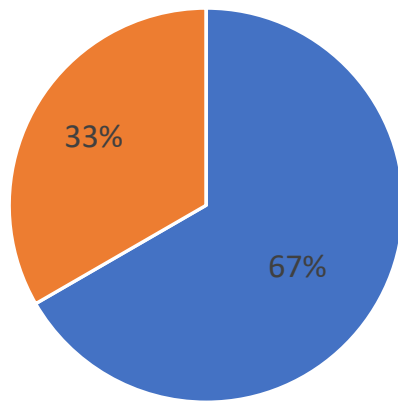
**Georgia Counties Only - Would you like a tutorial on how to get crash data from GEARS?**



**Would you like assistance with your crash data or other data sources?**



**After seeing this LRSP example and others (Savannah or links provided), do you think your plan will be (choose one)**



- Light - like Nevada County, CA or Cowlitz County, WA
- Medium – City of Tacoma, WA or Kittitas County, WA or Larimer County, CO
- Robust - Like Marin County, CA or Otter Tail County, MN or Clackamas County, OR
- I Don't know

**What do you think are key components to Implementation? (open ended)**

selection of appropriate countermeasures based on crash data  
Funding  
additional funding  
Funding/manpower  
Gathering resources and staff training  
linking LRS PLAN to their existing plans and processes  
Data that can be easily summarized & understandable by public; funding

**What is your next step/action item?**

scrubbing data  
Using model plan, start putting pieces together  
Collecting Crash Data  
Start draft lrsp using data obtained from gears and evaluation  
Talk with FHWA (Hillary, Jerry, etc) about data and what our plan focus should be